

CHE-PAPER-BLK : Toilet Roll Holder

Toilet Roll Holder, Wall Mounted Black Finish

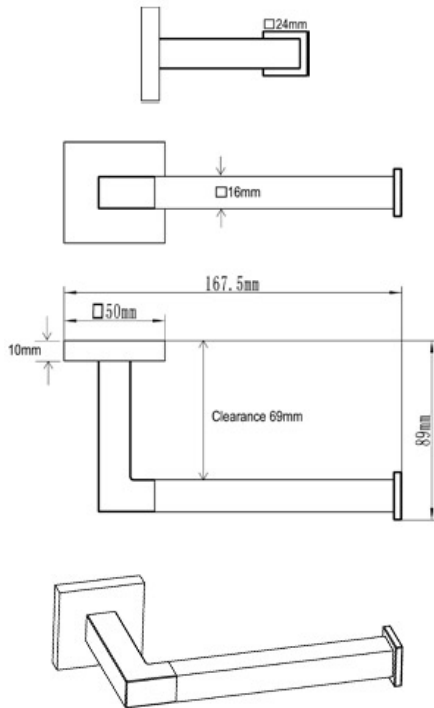
Material: Zinc Alloy | Finish: Matt Black



Product Dimensions (All dimensions are in millimeters unless otherwise indicated)

We reserve the right to amend where necessary and without any prior notice.

Base : 50 X 50 | Base Height : 10 | Projection : 89 | Length : 167 | Tube Diameter : Square of 16



Supplied as:

- Toilet Roll Holder
- All fixing screws and fasteners

Available Finishes



Matt Black



Antique Bronze



Polished Chrome



Satin Brass

Products in the Set



Towel Rail 45cms
CHE-TOWEL-45-BLK



Towel Rail 60cms
CHE-TOWEL-60-BLK



Robe Hook
CHE-HOOK-S-BLK



Towel Ring
CHE-RING-BLK



Tumbler Holder
CHE-TUMBLER-BLK



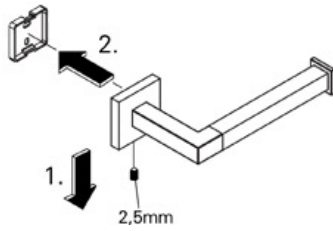
Soap Dispenser
CHE-SOAP-BLK

+44 (0)1384 457 900

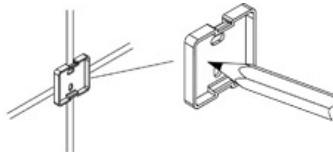
www.m-marcus.com

info@m-marcus.com

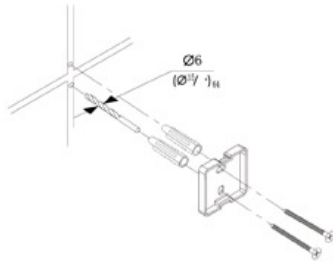
Installation Instructions



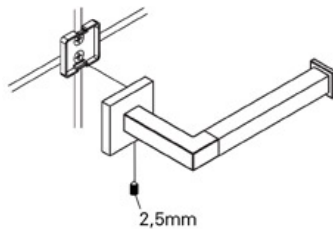
1. Loosen the set screw on the accessory and remove the backing plate. Position the accessory against the wall and mark outline with pencil.



2. Position the backing plate flat side down on the wall and mark holes with pencil.



3. Mount to drywall
Predrill holes on the wall to fit wall anchors.
(15/64" Drill bit recommended).
Insert wall anchors into the wall.
Position backing plate flat side down over the anchors and install screws.
Mount to wood
If installing on wood surface, use wood screws. (No anchors required).



4. Slide the accessory onto the backing plate and tighten the set screw using Allen Key provided.