

CAM-HOOK-PC : Robe Hook

Bathroom Towel Robe Hook, Clothes and Coat Hook, Wall Mounted, Polished Chrome Finish

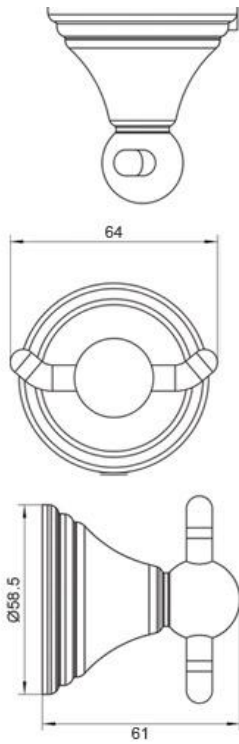
Material: Zinc Alloy | **Finish:** Polished Chrome



Product Dimensions (All dimensions are in millimeters unless otherwise indicated)

We reserve the right to amend where necessary and without any prior notice.

Base Diameter : 58 | Projection : 61 | Width : 64



Supplied as:

- Double Robe Hook
- All fixing screws and fasteners

Available Finishes



Polished Chrome



Antique Bronze

Products in the Set



Towel Rail 45cms
CAM-TOWEL-45-PC



Towel Rail 60cms
CAM-TOWEL-60-PC



Toilet Roll Holder
CAM-PAPER-PC



Towel Ring
CAM-RING-PC



Tumbler Holder
CAM-TUMBLER-PC



Soap Dispenser
CAM-SOAP-PC

+44 (0)1384 457 900

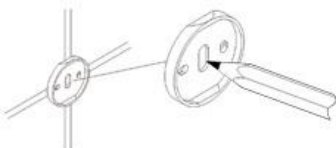
www.m-marcus.com

info@m-marcus.com

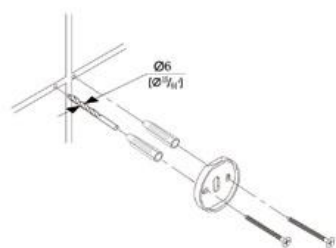
Installation Instructions



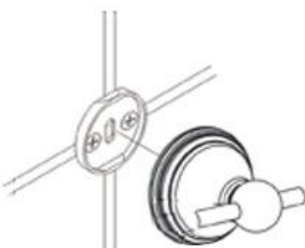
1. Loosen the set screw on the accessory and remove the backing plate. Position the accessory against the wall and mark outline with pencil.



2. Position the backing plate flat side down on the wall and mark holes with pencil.



3. Mount to drywall
Predrill holes on the wall to fit wall anchors.
(15/64" Drill bit recommended).
Insert wall anchors into the wall.
Position backing plate flat side down over the anchors and install screws.
Mount to wood
If installing on wood surface, use wood screws. (No anchors required).



4. Slide the accessory onto the backing plate and tighten the set screw using Allen Key provided.