

# CAM-HOOK-MA : Robe Hook

Bathroom Towel Robe Hook, Clothes and Coat Hook, Wall Mounted, Matt Antique Finish

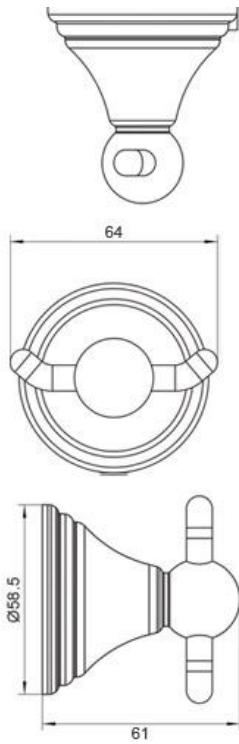
Material: Zinc Alloy | Finish: Antique Bronze



## Product Dimensions (All dimensions are in millimeters unless otherwise indicated)

We reserve the right to amend where necessary and without any prior notice.

Base Diameter : 58 | Projection : 61 | Width : 64



## Supplied as:

- Double Robe Hook
- All fixing screws and fasteners

## Available Finishes



Antique Bronze



Polished Chrome

## Products in the Set



Towel Rail 45cms  
CAM-TOWEL-45-MA



Towel Rail 60cms  
CAM-TOWEL-60-MA



Toilet Roll Holder  
CAM-PAPER-MA



Towel Ring  
CAM-RING-MA



Tumbler Holder  
CAM-TUMBLER-MA



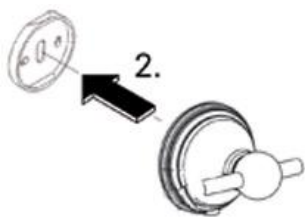
Soap Dispenser  
CAM-SOAP-MA

+44 (0)1384 457 900

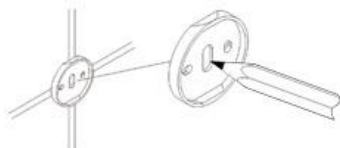
[www.m-marcus.com](http://www.m-marcus.com)

[info@m-marcus.com](mailto:info@m-marcus.com)

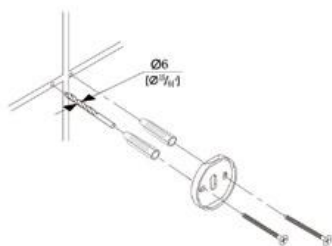
## Installation Instructions



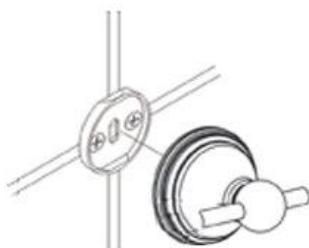
- 1.**  
Loosen the set screw on the accessory and remove the backing plate. Position the accessory against the wall and mark outline with pencil.



- 2.**  
Position the backing plate flat side down on the wall and mark holes with pencil.



- 3.**  
Mount to drywall  
Predrill holes on the wall to fit wall anchors.  
(15/64" Drill bit recommended).  
Insert wall anchors into the wall.  
Position backing plate flat side down over the anchors and install screws.  
Mount to wood  
If installing on wood surface, use wood screws. (No anchors required).



- 4.**  
Slide the accessory onto the backing plate and tighten the set screw using Allen Key provided.